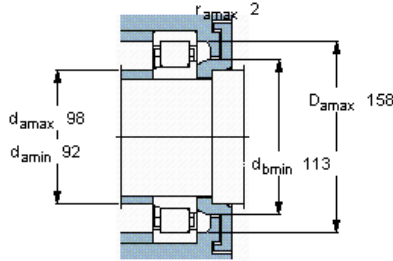
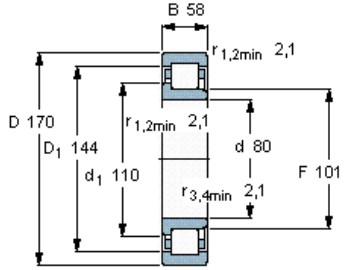


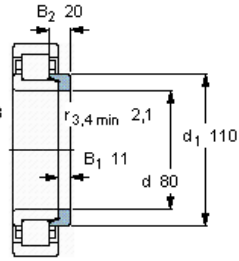
Cylindrical roller bearings, single row

Principal dimensions			Basic load ratings		Designation	Angle ring
d	D	B	dynamic C	static C0	* SKF Explorer bearing	Designation
mm			kN		-	-
80	170	58	415	440	NJ 2316 ECP *	HJ 2316 EC



Calculation factors

k_r 0,25
e 0,3 Y 0,4



HJ 2316 EC

Mass kg 0,48